

Exploros Grades 4-8 ELA

Teacher-guided, social, device-enabled instruction

GUIDED INSTRUCTION → COLLABORATIVE → INDEPENDENT




Foundational Skills



Literary Genres



Non-fiction Texts



Author's Craft



Personal Narrative



The Writing Process



Inquiry & Research

Reading

Writing


Listening

Speaking

Teachers Guide Social Core ELA Learning

Teaching English Language Arts in the device-enabled classroom has never been more engaging and impactful. Our learning experiences (digital lessons) help students develop essential skills through active learning.

Each full-year course for grades 4-8 is organized into units. Each unit contains a series of teacher-guided 5E Model learning experiences that take 1-2 class periods to teach.



Full-year courses contain units of classroom learning experiences. Each experience is a teacher-guided 5E-model lesson that has distinct digital interfaces for teachers and for students

Each Course Contains 7 Units



1 Foundational Skills

Students learn basic classroom language skills, such as following instructions, using a dictionary, and building vocabulary.



5 Personal Narrative

Students read, write, and present personal narratives, practicing skills they have learned in other units.



2 Literary Genres

Students learn about literary elements, such as plot and characters, across a number of literary genres. They also do some creative writing.



6 The Writing Process

Students focus on the different steps of the writing process.



3 Non-fiction Texts

Students learn reading comprehension skills, such as finding the main idea and summarizing text, and apply these skills to informational and argumentative texts. They also develop their writing and speaking skills.



7 Inquiry & Research

Students learn research skills, such as finding information and evaluating sources.



4 Author's Craft

Students examine how authors use language by examining purpose, figurative language, voice, and more.

Google for Education

Technology and Cloud Partner. Exploras E.L.A. is integrated with Google Classroom, Google Drive, and Google Docs.

A Core or Complementary ELA Program

Exploros ELA can be used as a stand-alone program or as a seamless compliment to many ELA instructional approaches. Teachers benefit from ready-to-teach learning experiences that work in the face-to-face or remote classroom, with the flexibility to adapt to specific classroom and student needs.



Each Exploros ELA learning experience is a combination of activities that immerse students in guided, collaborative, and individual activities to develop essential skills.

All Students Have a Voice Using Social Media Skills

ELA and Social-Emotional Learning



Reading Mini-lesson

Reading



Now try being an active reader while you read “The Crow and the Pitcher,” one of Aesop’s fables. First, preview the text and **make a prediction** what the story is about.



Buddy Carsen 09/18/2018

A crow struggles to get water out of a pitcher.



Mila Sanchez 09/18/2018

The thirsty crow searches for a solution.



Justin Gleason 09/18/2018

Determination pays off!

Students research, analyze, and in this example, make predictions. Peer interaction increases interest and sets the stage for learning.

A Closer Look at a Course

Each course is a complete English Language Arts program with emphasis on reading, writing, listening, and speaking skills. The course simplifies the transition to student-centered learning – students use social media skills to actively engage, and teachers guide the learning with real-time insights.

Each course contains seven units, which contain 45 learning experiences in total. Pick and choose from the course playlist to create your own program!

4th Grade Units and Learning Experiences



FOUNDATIONAL SKILLS

1. Following and Giving Instructions
2. Look It Up!
3. Using Context for Meaning
4. Prefixes and Suffixes
5. Building Your Vocabulary
6. Word Play



LITERARY GENRES

7. Let's Read a Story
8. **What's the Story About?**
9. Different Types of Stories
10. Analyzing Characters
11. Analyzing Plot Elements
12. Analyzing the Setting
13. Point of View
14. Reading Poetry
15. Book Report (Fiction)



NON-FICTION TEXTS

16. Let's Read an Article
17. Understanding What You Read
18. What's the Main Idea?
19. Summarizing Text
20. Reading Informational Text
21. Writing Informational Text
22. Reading Argumentative Text
23. Writing Argumentative Text
24. Let's Have a Debate
25. Writing a Formal Letter
26. Book Report (Non-fiction)



AUTHOR'S CRAFT

27. What Is the Author Trying to Say?
28. Using Figurative Language
29. Author's Voice
30. Anecdotes



PERSONAL NARRATIVE

31. Making Connections to Text
32. Reading Personal Narratives
33. Writing a Personal Narrative
34. Presenting an Opinion



THE WRITING PROCESS

35. The Writing Process
36. Revising Your Work
37. Capitalization and Punctuation
38. Spelling Tricks
39. Editing Your Work
40. Writing for Assessment



INQUIRY AND RESEARCH

41. Generating Inquiry Questions
42. Finding Information
43. Primary and Secondary Sources
44. In Your Own Words

Single Learning Experience

What's the Story About?

The image shows a sequence of five smartphone screens illustrating the 'What's the Story About?' learning experience. Each screen displays a lesson plan with text, images, and interactive elements. Callout boxes highlight key components: 'Reading Mini-lesson' points to the first screen, 'Shared Reading' points to the second screen, and 'Assessment' points to the fifth screen.

Reading Mini-lesson

Shared Reading

Assessment

Student Engagement Drives Achievement

Teachers guide the learning using a digital lesson plan style interface. But the interface enables student collaboration and live student data, reading, writing, and videos according to lesson pacing. Students draw on their existing knowledge and skills to construct new ideas. They read, collaborate, make graphic organizers, write, and complete assessments.

The image shows two side-by-side screenshots of a digital learning interface for 'The Writing Process'. The left screenshot is labeled 'Teacher "lesson plan style" interface' and features a 'Teacher notes in the teacher view' callout. It includes sections for 'Engage', 'Overview', and 'Objectives', along with a circular graphic organizer for the writing process steps: Prewriting, Drafting, Revising, Editing, and Publishing. The right screenshot is labeled 'Student "social media style" interface' and features a 'Live student social post data' callout. It displays a video of a teacher, a 'Students with hand raised' notification, and social media-style posts from students like Buddy Carsen and Justin Gleason. Other callouts include 'Writing Workshop' and 'Writing' in an orange box, and 'Optional streaming teacher video for remote learners'.

Peer Interaction and "Pay to Play"

Students cannot see peer posts until they contribute their own—driving 100% engagement in the learning experience and bringing the content to life.

What is a tone that an author can use?



A light blue rounded rectangle containing the following adjectives: persuasive, bold, informative, upset, stern, critical, jolly, funny, happy, hyper, and sarcastic.

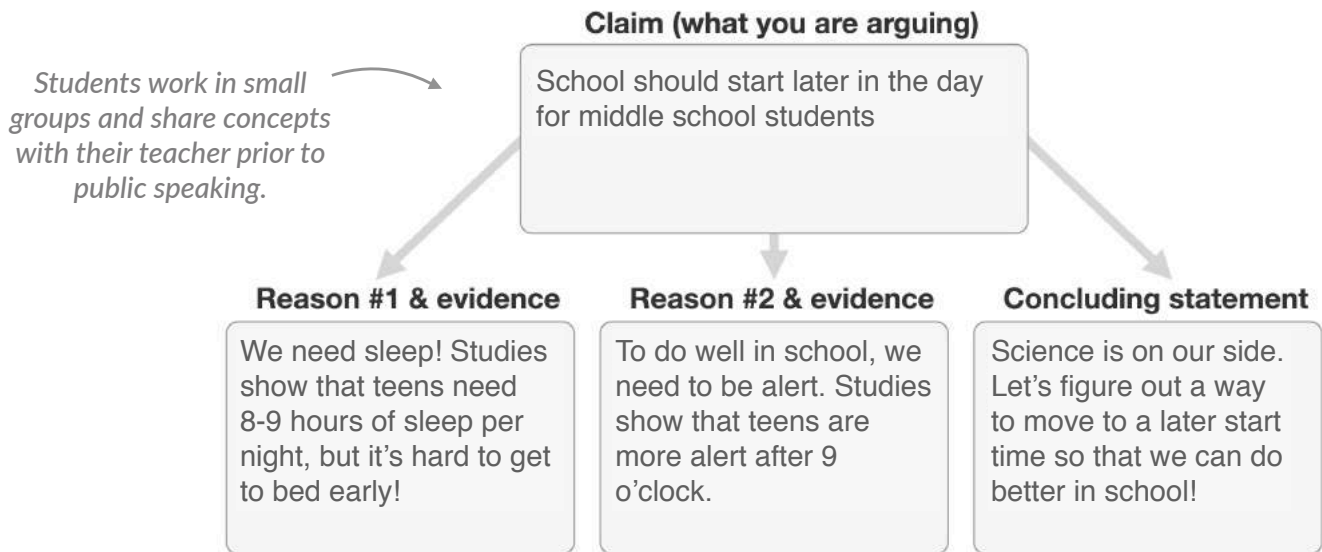
Enriched Classroom Dialogue

In many classrooms, there is not enough time for all students to actively contribute. But with Exploros, all students participate as many as 17 times each per class period using social media skills. Teachers then use this information to personalize classroom and student discussions.

Small Group Work

Speaking & Listening

Use the chart below to plan your speech. Be sure you and your team members decide who is responsible for each of your team's reasons and evidence. You do not want to include the same reasons as your partners.



Classroom Analytics for Instructional Improvement

While students actively engage in classroom learning, Exploros automatically measures which learning standards each student is learning, and how each student, class, campus, and the entire district is progressing – unparalleled insights for instructional improvement.

“Exploros has given our principals a new window into what’s going on in every classroom.”

– Sue Peterson, Asst. Superintendent for C&I, Weslaco ISD



Students



Teachers



Administrators

- ✓ Increased engagement
- ✓ Automatic digital learning portfolios
- ✓ Curriculum and learning standard progress mapping

- ✓ Realtime classroom insights
- ✓ Automatic “grade book” style reports
- ✓ Curriculum and learning standard progress by class and student

- ✓ Realtime window into scope and sequence progress by class, campus, and district
- ✓ Curriculum and learning standard progress reporting by class, campus, and district





Get Started with the Exploros Grades 4-8 English Language Arts Program

Exploros supports the social learning environment of the classroom. Teachers guide the learning, and students actively engage in foundational skills development in reading, writing, listening, speaking, and critical thinking.

Find out for yourself how transformative the Exploros program can be for your students. Request a 30-Day Trial for your district or campus today.

**To learn more, contact your representative
or visit our website.**



Google Cloud
Partner



www.exploros.com